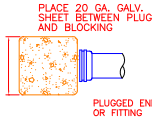
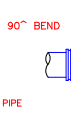


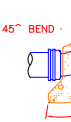
PIPE	AREA AGAINST UNDISTURBED SOIL
2"	1'-0" x 1'-0"
4"	1'-0" x 1'-0"
6"	1'-0" x 1'-0"
8"	1'-0" x 1'-0"
10"	2'-0" x 2'-0"
12"	2'-0" x 2'-0"



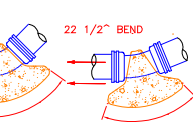
PIPE	AREA AGAINST UNDISTURBED SOIL
2"	1'-0" x 1'-0"
4"	1'-0" x 1'-0"
6"	1'-0" x 1'-0"
8"	1'-0" x 1'-0"
10"	2'-0" x 2'-0"
12"	2'-0" x 2'-0"



PIPE	AREA AGAINST UNDISTURBED SOIL
2"	1'-0" x 1'-0"
4"	1'-0" x 1'-0"
6"	1'-0" x 1'-0"
8"	1'-0" x 1'-0"
10"	2'-0" x 2'-0"
12"	2'-0" x 2'-0"



PIPE	AREA AGAINST UNDISTURBED SOIL
2"	1'-0" x 1'-0"
4"	1'-0" x 1'-0"
6"	1'-0" x 1'-0"
8"	1'-0" x 1'-0"
10"	2'-0" x 2'-0"
12"	2'-0" x 2'-0"



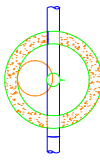
PIPE	AREA AGAINST UNDISTURBED SOIL
2"	1'-0" x 1'-0"
4"	1'-0" x 1'-0"
6"	1'-0" x 1'-0"
8"	1'-0" x 1'-0"
10"	2'-0" x 2'-0"
12"	2'-0" x 2'-0"

NOTE: PIPING LESS THAN 2" IN DIAMETER SHALL HAVE THE SAME REQUIREMENTS AS 2" DIAMETER PIPE

NOTE: CONCRETE THRUST BLOCKING SHALL ONLY BE USED WHERE MECHANICAL RESTRAINTS ARE NOT FEASIBLE. PRIOR APPROVAL MUST BE OBTAINED FROM CSU PRIOR TO USING THRUST BLOCKING

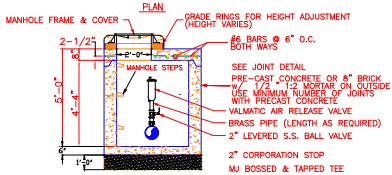
**CONCRETE THRUST BLOCKING**

NOT TO SCALE



POSITION PIPE TO PROVIDE EASY ACCESS INTO MANHOLE

- NOTES:
1. TOPS OF MANHOLES 2" ABOVE NATURAL GROUND OR FLUSH WITH PAVING IN TRAFFIC AREAS
  2. REFER TO SPECIFICATIONS FOR REQUIRED MANHOLE DIAMETER.

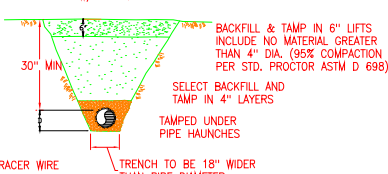


GRAVEL BASE SECTION

**AIR RELEASE VALVE IN MANHOLE**

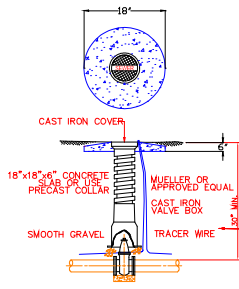
NOT TO SCALE

TOP LAYER TO BE REPLACED W/APPROVED SABC BACKFILL



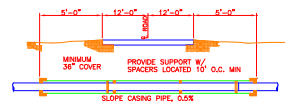
**UNPAVED ROADWAY BEDDING DETAIL**

NOT TO SCALE



**VALVE AND VALVE BOX**

NOT TO SCALE



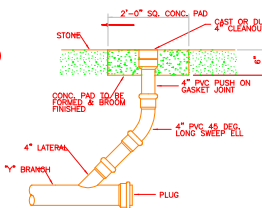
**GRAVITY SEWER BORE DETAIL**

NOT TO SCALE



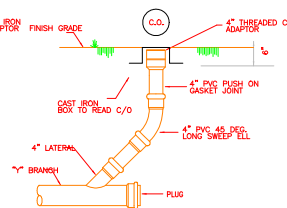
**FORCE MAIN BORE DETAIL**

NOT TO SCALE



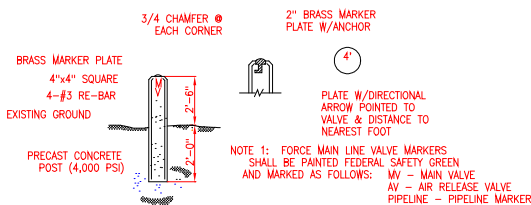
**DETAIL - EXTERIOR CLEANOUT IN TRAFFIC AREAS**

NOT TO SCALE

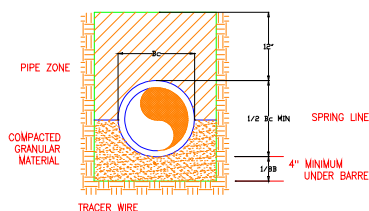


**DETAIL - EXTERIOR CLEANOUT IN GRASSED AREAS**

NOT TO SCALE



**CONCRETE VALVE MARKER**



**TYPICAL BEDDING FOR PIPE**

NOT TO SCALE

**PIPE BEDDING DETAILS**

NOT TO SCALE

**Brunswick County**

DATE: 04/04/09 DRAWN BY: S.T.E. ENGINEER: R. FALDRY SCALE: NONE

TITLE-DESCRIPTION: SEWAGE LIFT STATION WASTEWATER PUMP STATION DETAIL

PROJECT: BRUNSWICK CO. SCADA SYSTEM DRAWING NUMBER: 1

NO.	REVISION	DATE	APPROVED BY